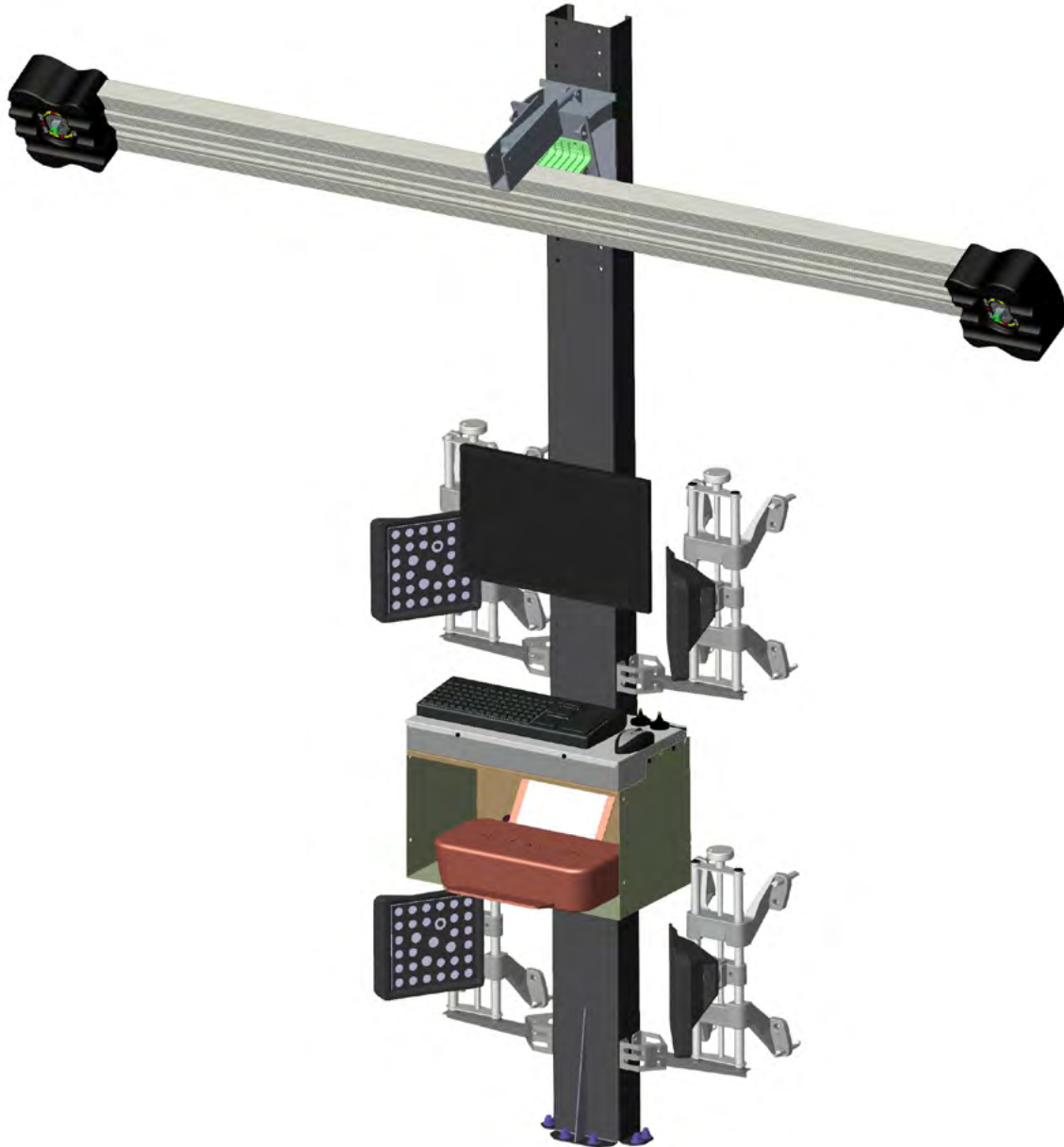


WHEEL ALIGNER



Parts Manual

EEWA541G / EEWA721G

All information contained or disclosed in this document is considered confidential and proprietary by Snap-on. All manufacturing, use, reproduction, and sales rights are reserved by Snap-on and the information contained herein shall not be used in whole or in part without the express written consent of Snap-on.

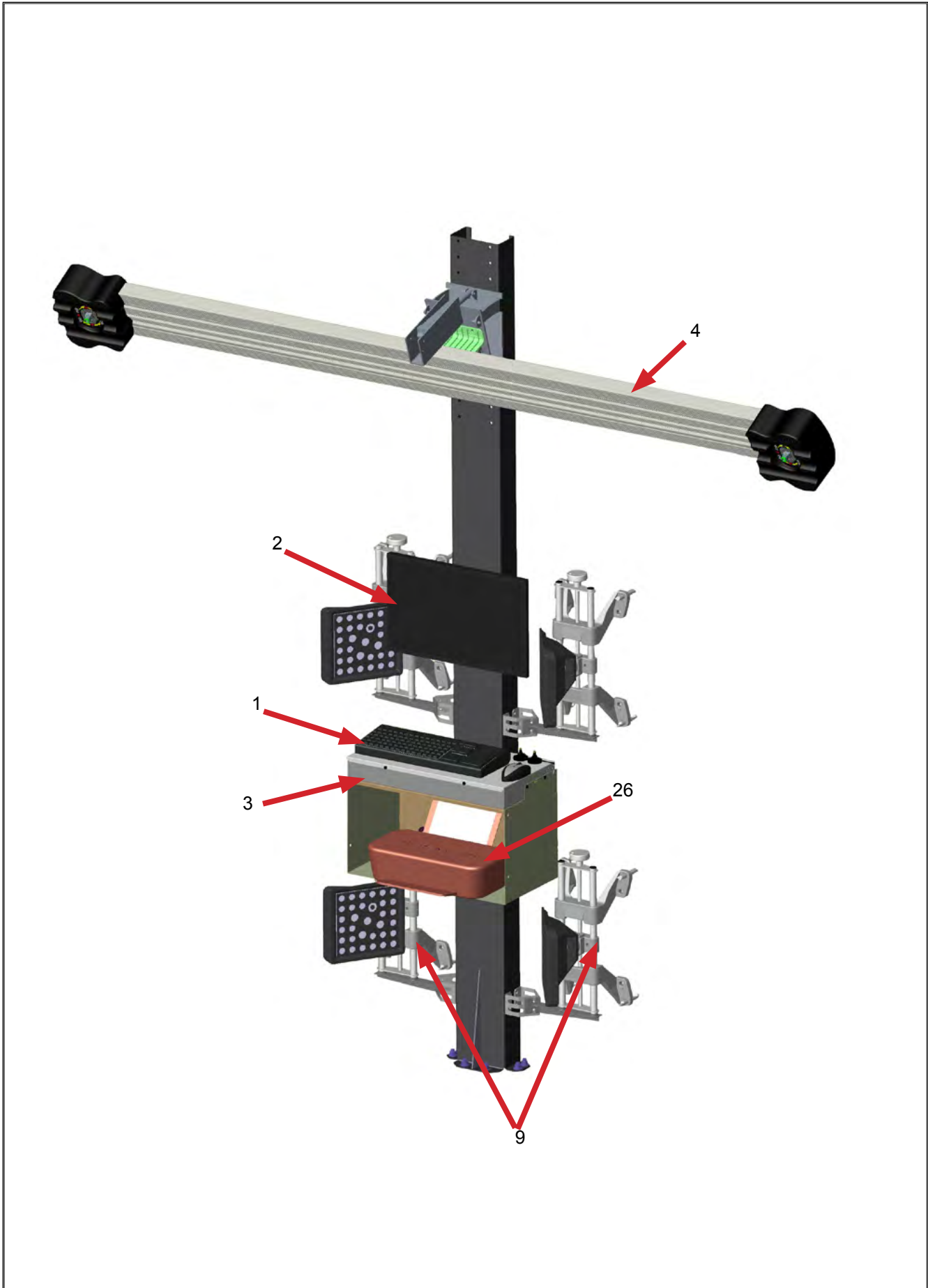
Table of Contents

EEWA721G / EEWA541G - BOM.....	2
KIT, TILT BEAM TOWER.....	4
VECTOR CAMERA BEAM	6
SHELF ASSEMBLY V2100 ELS.....	8
ELECTRICAL BOX.....	10
WHEEL CLAMP VECTOR	12
TILT MECHANISM	14

EEWA721G / EEWA541G - BOM

ITEM	REQ	PART NUMBER	DESCRIPTION
1	1	3-08006A	KIT, MOUSE/KEYBOARD, USB
2	1	EAK0289J61A	KIT - 22" LCD MONITOR
3	1	EAA0469J67A	ASSY., SHELF, V2100 ELS
4	1	EAA0435V05B	BEAM ASM. - V2100 CAMERA
5	1	EAL0392J89A	LABEL-CUSTOMER SVC, JBC
6	1	EAK0277J82A	LIT PACK - GENERIC
7	1	EAK0256J96A1	KIT - DECAL, ULTRA, JBC
* 8	1	EAL0452J65A	DECAL - V2100
9	1	EAK0350J22A	KIT, RIM CLAMP/TGT, V2100 ELS
* 14	1	88931	POWER CORD/LABEL ASM., 115V
* 15	1	55502	CLAMP ASM - WHEEL, STEERING
17	1	5403	INSTALLATION REGISTRY, CERTIFICATE
* 19	1	96	DEPRESSOR ASM - BRAKE
* 20	2	EAC0090J82A	WHEEL CHOCK, RUBBER
21	1	EAL0343J76A	LABEL-ELECTRICAL/ SERIAL
24	1	TEEWA541G	INSTALLATIONS INSTRUCTIONS
25	1	ZEEWA541G	MANUAL, QUICK START
26	1	EAK0268J05C	PRINTER KIT-TOP FEED
27	1	EAW0291V01A	CABLE, ETHERNET, CAT6A, 1.6M
28	1	EAE0049J84C	POWER SUPPLY, 19VDC, ISOLATED
29	1	EAS2105J99A	BRACKET, LCD MTG, 17-22"
* 30	8	1-2509	SCREW, BHC, 1/4-20 X 5/8
* 31	8	1-1646	WASHER, LOCK, 1/4-20
32	8	1-20141A	WASHER, FLAT, 1/4-20

* NOT SHOWN

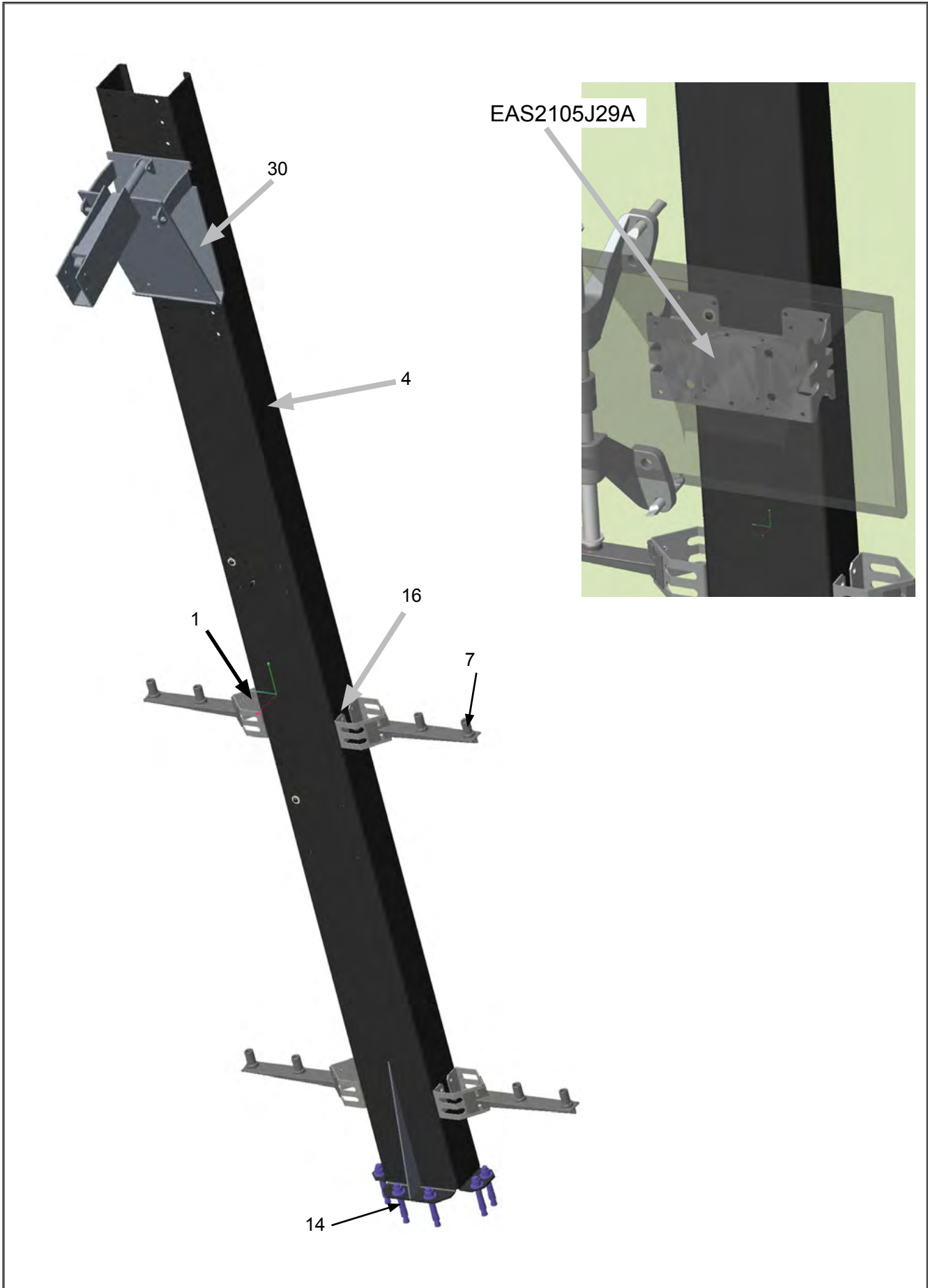


3

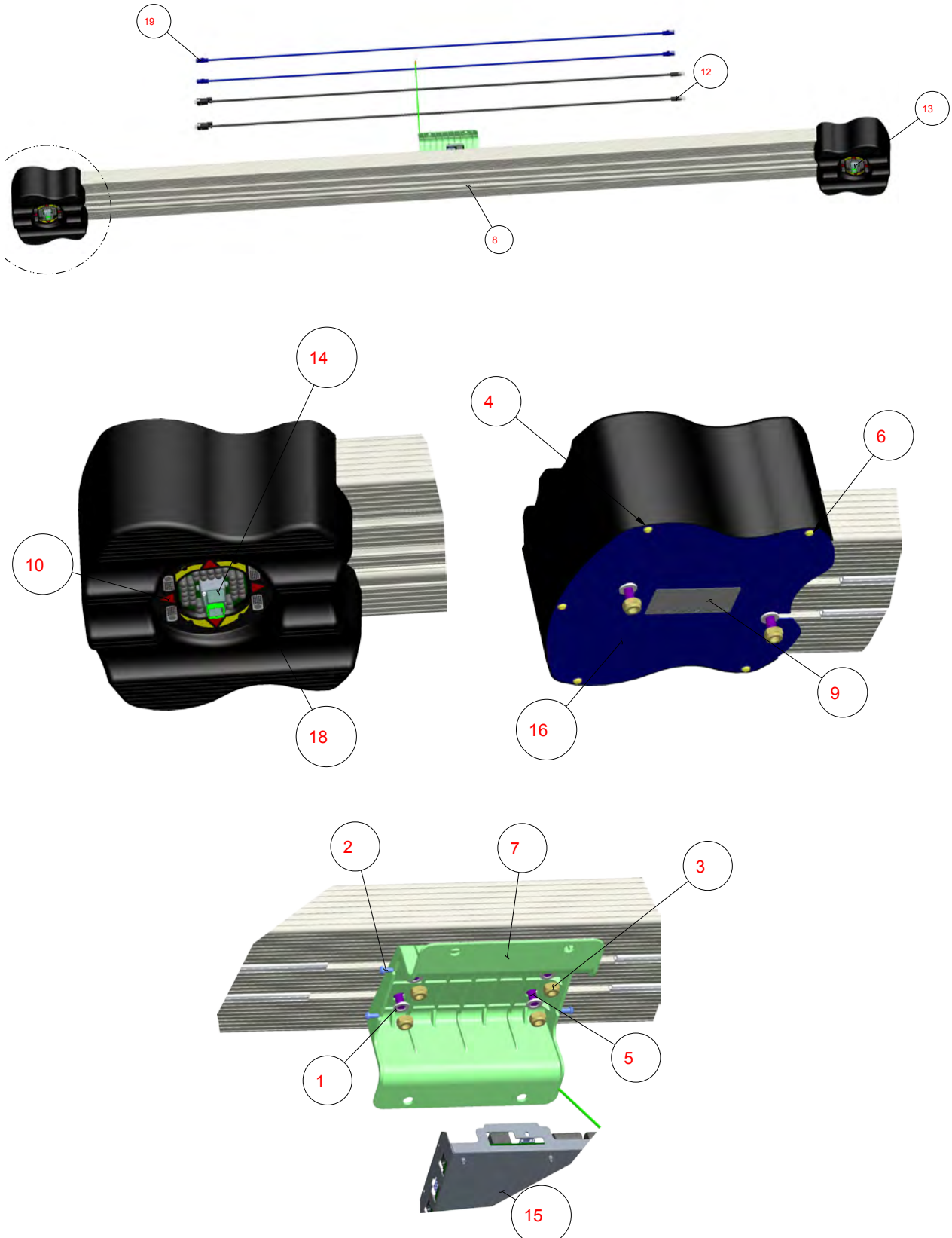
Part numbers and descriptions are for reference purposes only. Not all parts shown are stocked as service parts, consult your parts depot warehouse for availability.

KIT, TILT BEAM TOWER
EAK0289J79A

ITEM	REQ	PART NUMBER	DESCRIPTION	
	4	EAS2119J04A	BRACKET – HANGER, POST	
*	3	24	1-11476A	PLUG – HOLE, 3/8" HOLE DIAMETER
	1	EAS2119J18A	TOWER – TILT BEAM, WELDMENT	
	4	EAC0090J84A	BRACKET – HANGER, WHEEL CLAMP	
*	8	6	1-04476A	PLUG HOLE – NUT COVERS
*	9	4	5-845	CABLE - TIE
*	10	4	5-06945A	CABLE – TIE MOUNT, 4 WAY
	6	8-02440A	STUD – ANCHOR BOLT	
	16	1-54009A	SCREW – BHC, 5/16-18	
*	18	10	4500-0029	TIE CABLE (BLACK)
*	20	16	1-16006A	SCREW – PHM, M5 X 12MM
*	21	16	1-13633A	BARB NUT – M5
*	22	8	1-1337	NUT – ESNA, 5/16
*	23	16	1-10041	WASHER – FLAT, 5/16
*	24	1 FT	5-10426A2	TAPE – VELCRO, 1" LOOP (BLACK)
*	25	1 FT	5-10426A1	TAPE – VELCRO, 1" HOOK (BLACK)
*	26	1	TEAK0289J79A	INSTALLATIONS INSTRUCTIONS
*	27	4	8-36760A1	MOVEABLE BOOM INSERTS
*	28	5	6-0739	SHIM – 1/16 THK.
*	29	5	6-0740	SHIM – 1/8 THK.
	30	1	EAA0353J73A	TILT BEAM ASY
*	31	1	2-56166A	PSU 115V, LINEAR ACTUATOR
*	33	1	TEAK0289J64A	INSTALL INSTRUCTION
*	34	1	89209	CORD, POWER ADAPTER 12"
*	35	1	EAA0361J00A	CONTROL PENDENT
*	36	1	TEAK0350J20A	INSTALL INTRUCTIONS V2100 ELS
*			NOT SHOWN	



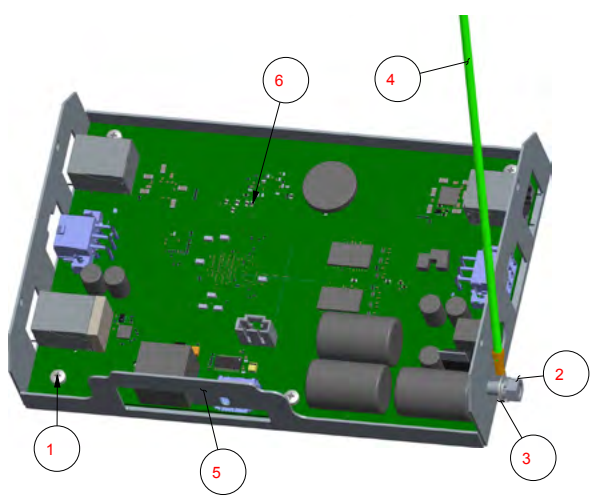
VECTOR CAMERA BEAM
EAA0435V05B



SYM	REQ	PART NO	DESCRIPTION
1	12	1-10041	WASHER - FLAT,5/16
2	4	1-20423	SCREW,SELF TAPPING M4.2X13MM DIN 7981
3	12	1-1337	NUT - ESNA, 5/16 -18
4	10	1-3806	MSCR PNH #6-32 X 3/8
5	12	1-705A	BOLT-CARRIAGE 5/16-18 X 3/4
6	10	1-948	LOCKWASHER, #6 EXTERNAL
7	1	EAC0124V05A	BRACKET - UA2, BEAM VA
8	1	EAC0090J95A	EXTRUSION - CAMERA, 2 X 7 CUT
9	1	EAL0343J76A	ELECT/SERIAL LABEL
10	2	EAL0415J16A	VODI - UA2, UHR
* 11	4	EAM0023J47A	EXT-PLASTIC ,CROSS BEAM
12	2	EAW0391V02A	CABLE,POWER, DRAGON,1.6M
13	1	EAA0469J94A	ASM-CAMERA
14	1	EAA0469J94A	ASM-CAMERA
15	1	EAA0435V04B	ASSY., PROCESSOR BOARD, V2100 ELS
16	2	EAS2173V01A	BACK PLATE, CAMER ASM
* 17	2	5-2345	CABLE TIE
18	2	EAC0124V03A	CAMERA COVER, DRAGON
19	2	EAW0291V01A	ETHERNET CABLE CAT6A,LENGTH 1.6M

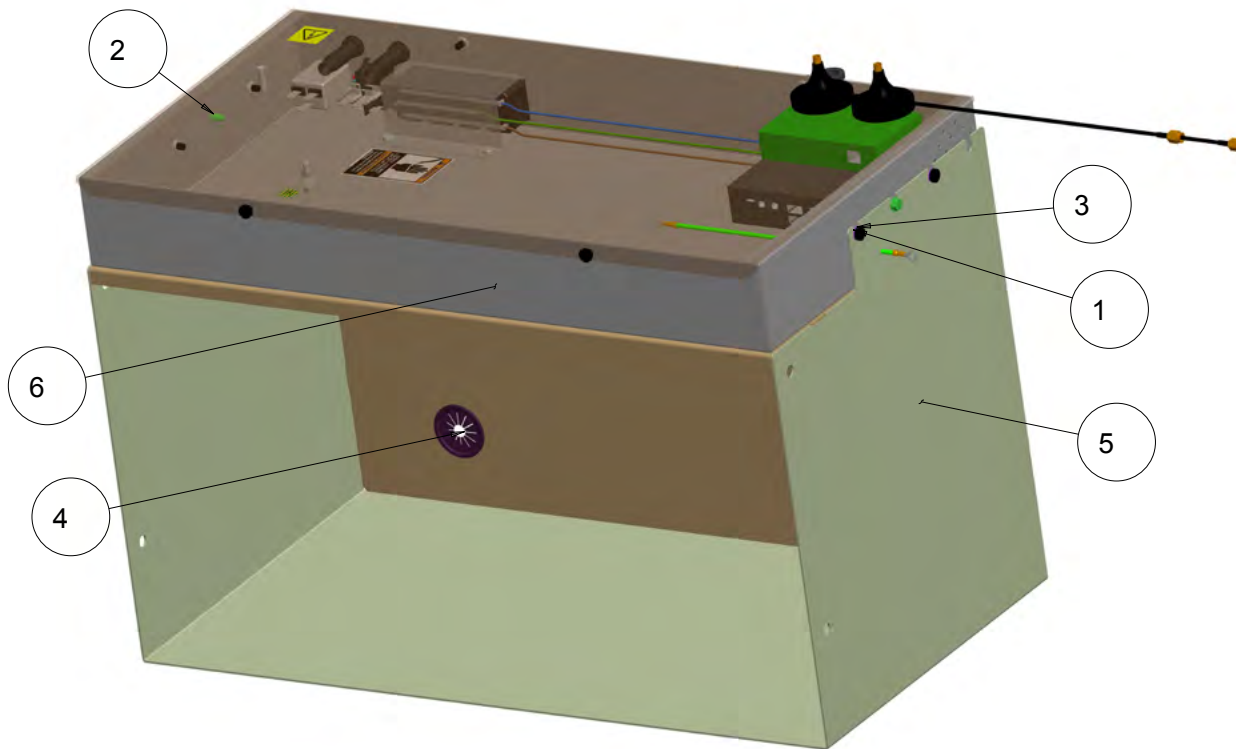
* NOT SHOWN


SYM	REQ	PART NO	DESCRIPTION
1	4	1-11004A	SCREW - PHMS, M3 X 6MM
2	1	1-13633A	BARB NUT, M5
3	1	1-3347	LOCKWASHER,INTERNAL TOOTH
4	1	EAW0243J36A	LINK WIRE,GRN/YEL
5	1	EAA0435V29A	HOUSING, PROCESSOR BOARD
6	1	EAA0469J95A	PROCESSOR BOARD, PROGRAMMED,V2100



SHELF ASSEMBLY V2100 ELS

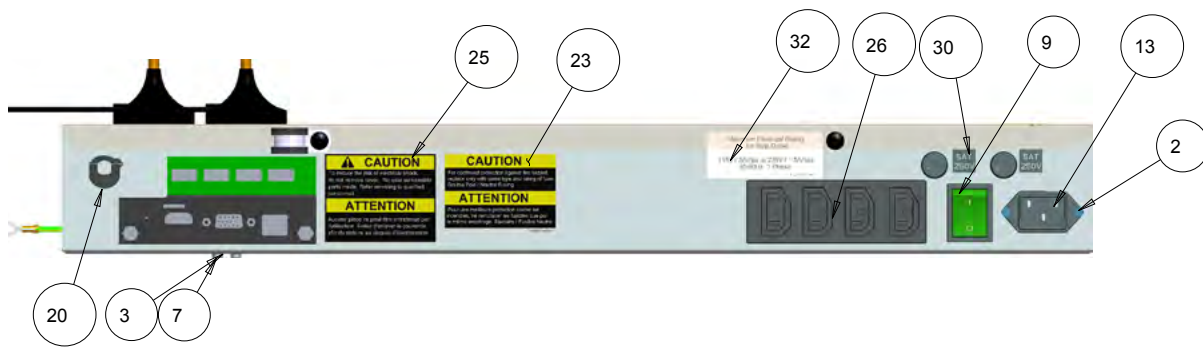
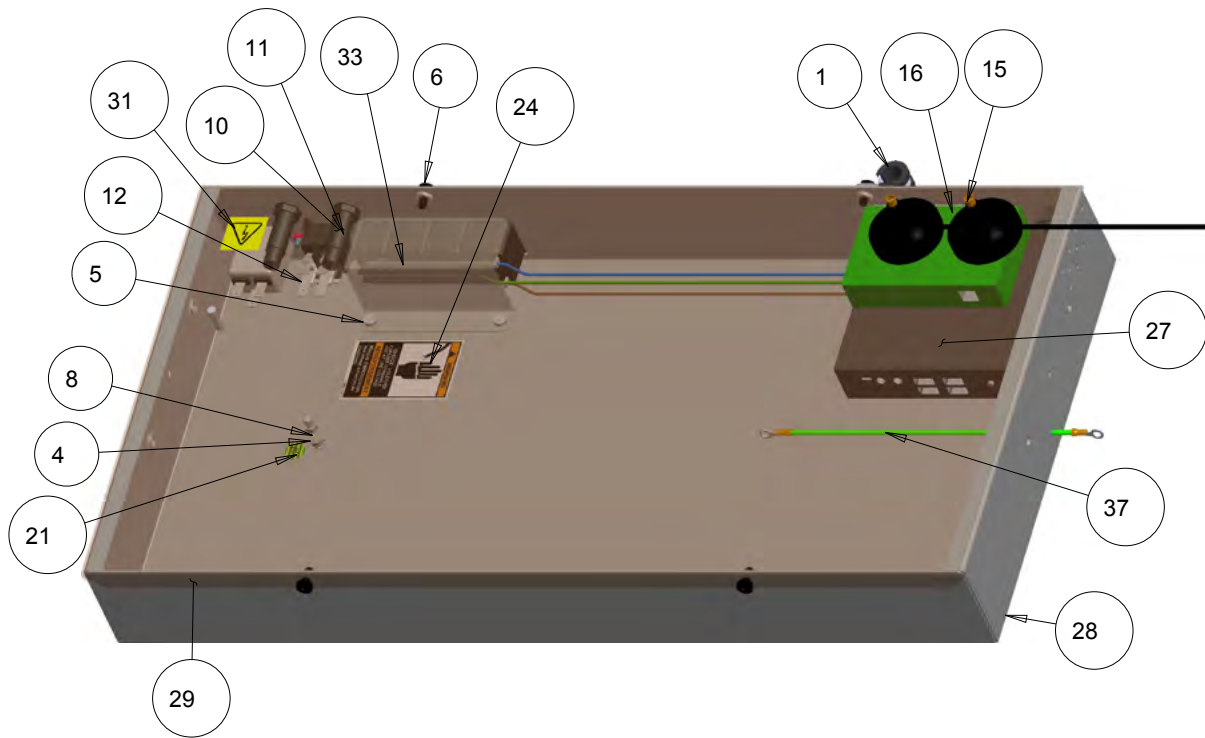
SYM	REQ	PART NO	DESCRIPTION
1	4	1-16006A	SCREW, PAN HD M5X12 EXT.
2	2	1-21484A	GROUNDING SCREW 10-32X1/2"
3	4	1-347	#10 INTERNAL TOOTH LOCKWASHER
4	2	8-10216A	BUSHING - UNIVERSAL,
5	1	EAA0353J82B	BOX SHELF WELD V3D PC BOX
6	1	EAA0469J68A	ASSY., ELECTRICAL SHELF





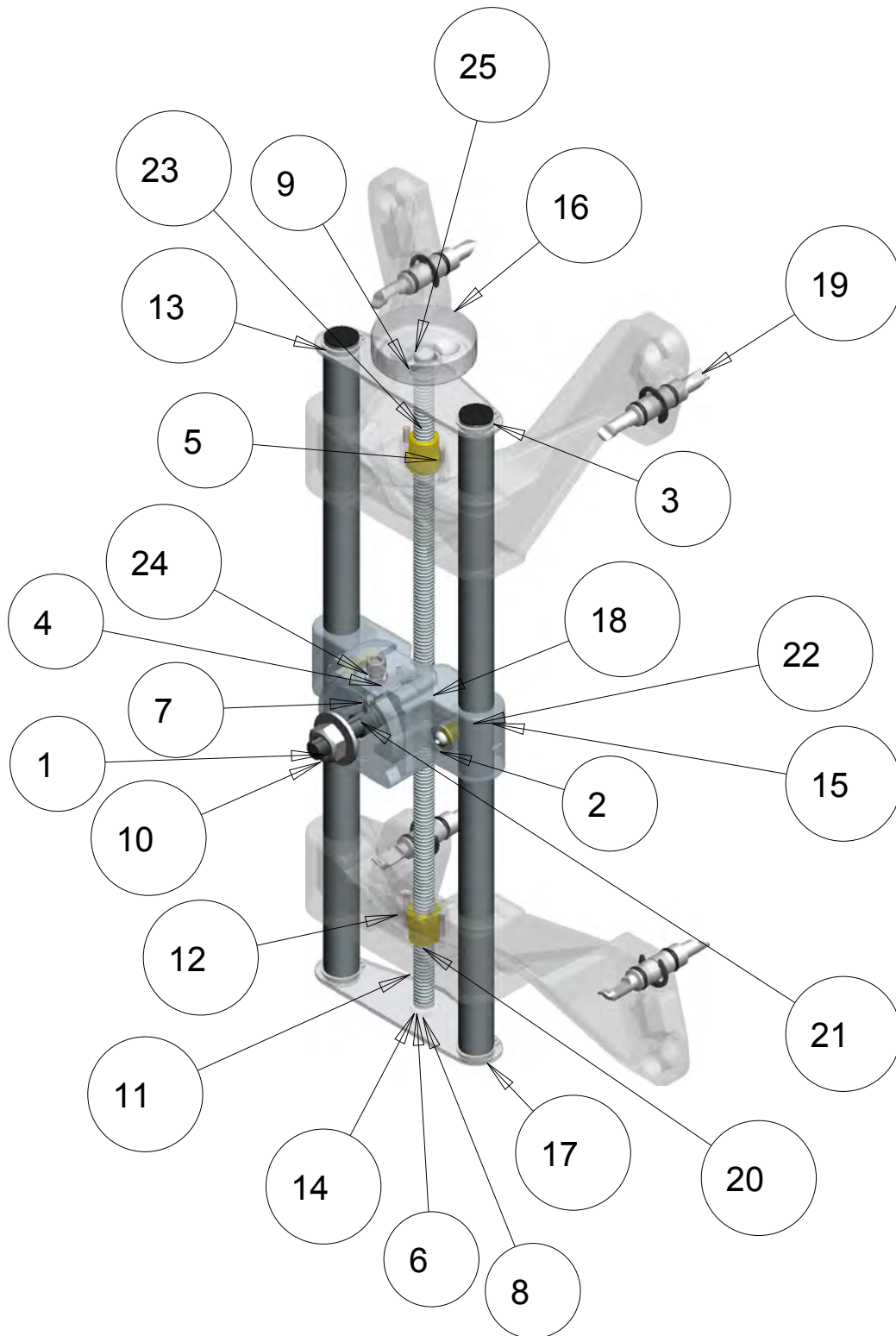
ELECTRICAL BOX

FOR SERVICE ORDER
EAA0469J68A



SYM	REQ	PART NO	DESCRIPTION
1	1	2-09457	CLAMP METAL, 3/8
2	2	1-11103	M3 X 10MM FLAT HEAD SCREW
3	2	1-1248	WASHER SHAKE PROOF, M3
4	2	1-13633A	BARB NUT M5
5	2	1-15033	NUT-KEPS, M3 - .5
6	4	1-16006A	SCREW, PAN HD M5X12 EXT.
7	2	1-27406A	SCREW - PHM, M3 X 10MM
8	6	1-3347	LOCKWASHER, INTERNAL TOOTH
9	1	2-14258A	ROCKER SWITCH, ILLUMINATED, GREEN
10	2	2-15651A	FUSE HOLDER
11	2	2-18451A	FUSE - 5A SLOW BLOW
12	4	2-31001A	TERMINAL - QUICK CONNECT
13	1	2-37348A	AC RECEPTACLE & LINE FILTER (IEC)
*	14	2-78266A	RECPT, NEMA 5-15 TO IEC
	15	2-78566A	BASE-ANTENNA, MAGNETIC
*		EAE0049J99B	ANTENNA DUAL BAND
	16	3-18006A	USB HUB-4 PORT,POWERED
*	17	5-06945A	CABLE - TIE MOUNT - 4 WAY
	18	5-14426A	VELCRO LOOP-LAPTOP ADAPTOR
	19	5-14526A	VELCRO HOOK-LAPTOP ADAPTOR
	20	8-10219A	STRAIN RELIEF .22-.29" DIA WIRE
	21	8-23762A	LABEL - EARTH SYMBOL
*	22	4500-0029	TIE CABLE (BLACK)
	23	86164	LABEL-WARNING, FUSE RATING
	24	86465	LABEL-WARNING, SHOCK HAZARD
	25	00111245000	LABEL CAUTION ELECTRICAL
	26	EAA0261P60B	POWER STRIP - 4 CON
	27	EAA0469J23C	ASSY., GIADA F210, V2100
	28	EAA0469J69A	BOX ASSY., ELECTRICAL
	29	EAA0469J72A	COVER ASSY, ELEC SHELF V2100 ELS
	30	EAL0345P51A	LABEL FUSE 5 A
	31	EAL0345P54A	ELECTRICAL WARNING LABEL
	32	EAL0415J15A	LABEL- ELECTRICAL RATING
	33	EAS2186J73A	COVER IEC OUTLET, 4-WAY
	34	EAW0235J36A	CABLE ASSY- GROUND, 12"
*	35	EAW0235J74A	CORD - POWER, PC IN BOX
*	36	EAW0243P22A	LINK WIRE, BROWN
	37	EAW0243P23A	LINK WIRE, BLUE
*	38	EAW0290J20A	GRND WIRE-6 IN, GR/YL,16 AWG
*		NOT SHOWN	

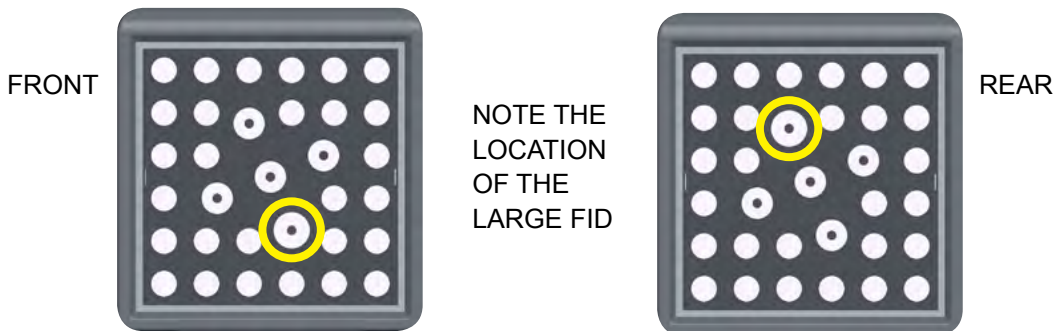
WHEEL CLAMP VECTOR



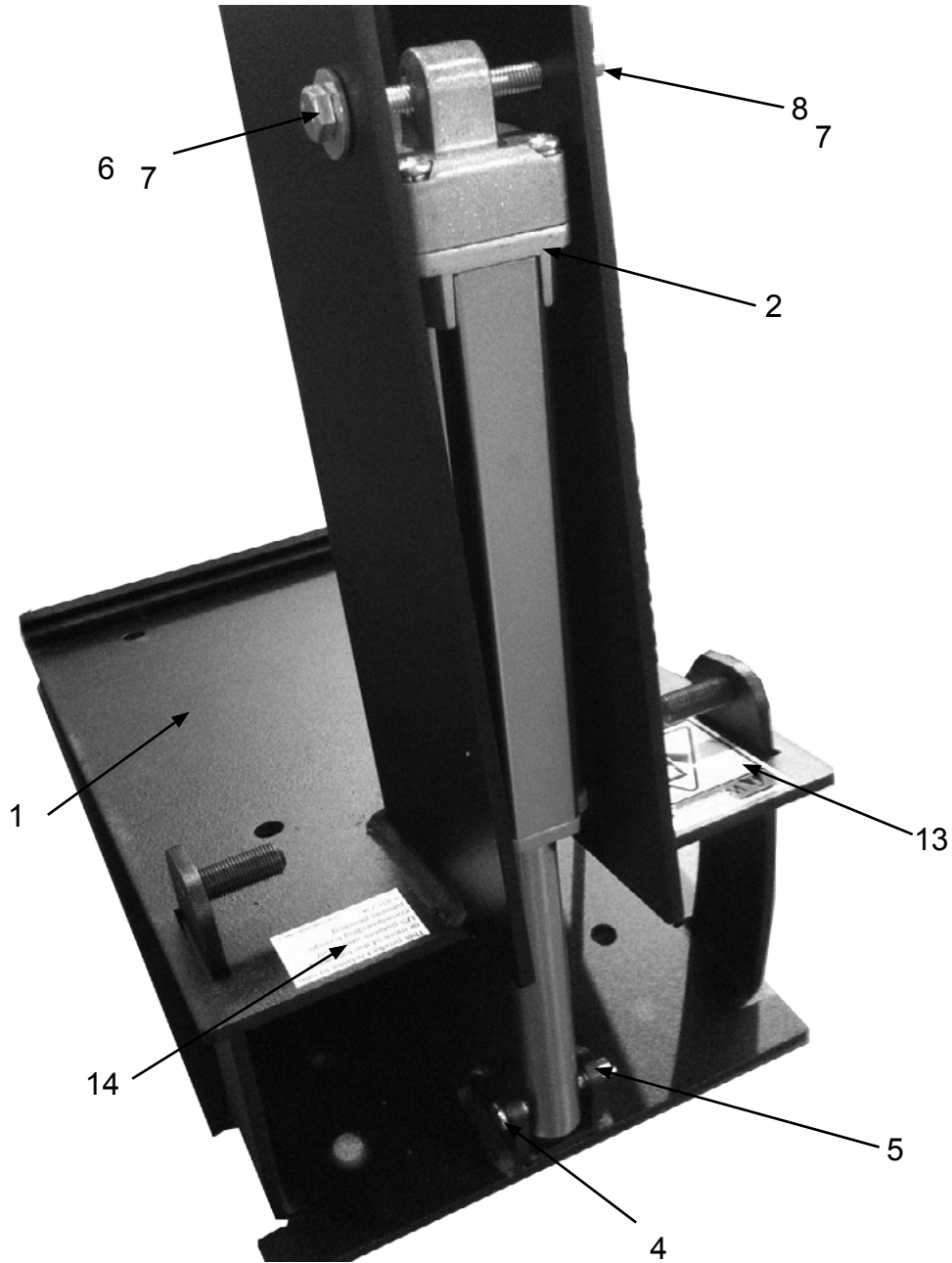
SYM	REQ	PART NO	DESCRIPTION
1	1	1-1041	WASHER - FLAT, 1/2
2	3	1-14144A	WASHER-FLAT, M6
3	8	1-17677A	RETAINING RING
4	1	1-20733A	NUT - JAM, M8
5	4	1-26506A	SCREW-PH COUNTER SINK M4X20
6	1	1-3447	LOCKWASHER, INTERNAL TOOTH
7	1	1-37410	SCREW-SET M3 X .5 X 10MM, CUP PT.
8	3	1-50309A	SCREW-BHCS M6X10MM
9	1	1-6152	PIN-STRAIGHT SLOTTED
10	1	1-933	NUT-HEX, 1/2-13
11	2	EAC0079J48A	BRACKET-LONG WHEEL CLAMP (FRONT CLAMP)
		EAC0079J56A	BRACKET-SHORT WHEEL CLAMP (REAR CLAMP)
12	2	EAC0079J50A	COVER-FEED SCREW LOCK
13	2	EAC0079J51A	PLUG - PLASTIC, 19MM HOLE
14	2	EAC0079J52A	WASHER-THRUST PLASTIC PLASTIC, 19MM HOLE
15	1	EAC0079J53A	CENTER SLIDE BRACKET
16	1	EAM0044J13A	KNOB HAND WHEEL
17	2	EAM0044J64A	TUBE-WHEEL CLAMP
18	1	EAM0044J65A	SCREW-DOUBLE LEAD
19	4	EAM0044J19C	GRABBER ASM SINGLE END (EAK0268J41D - 4)
20	1	EAM0044J20A	BUSHING-THREADED BRASS RH
21	1	EAM0044J21A	CENTER STATIONARY
22	2	EAM0044J22A	PIN-TUBE LOCK
23	1	EAM0044J24A	BUSHING THREADED BRASS LH
		EAM0044J20A	BUSHING THREADED BRASS RH
24	1	EAM0044J47A	SCREW - SHCS M8X30 FULL THD
25	2	EAS2084J29A	PLATE-RETAINER

EAK0350J22A - RIM CLAMP / TARGET ASSEMBLY (ALL 4 WHEELS)

REQD	PART NO.	DESCRIPTION
1	EAA0435V11A	TARGET MTG ASSY-FRONT
4	1-08584A	CORD-BUNGEE, BLACK 16"
4	EAA00435V12A	TARGET MTG ASSY-REAR
4	EAK0268J41D	KIT GRABBER, SINGLE END



TILT MECHANISM
EAA0353J73A



Qty	Ref#:	Part Number:	Description:
1	1	EAA0353J71B	Assembly, Tilt Plates
1	2	2-56366A	Linear Actuator 100mm Stroke
1	4	1-03455A	Clevis Pin 1/4" x 1-1/2"
1	5	1-03555A	Cotter Pin 1/16" x 1"
1	6	1-31801	Screw - HHMS M6 x 65
2	7	1-20041A	Washer - Flat M6.4 x 18 x 1.6
1	8	1-01637A	Nut - ESNA M6 x 1mm
1	*9	EAS2105J74A	End Cap
1	*10	1-3724	Screw - M5 x 10 Thread Forming
4	*11	5-06945A	Cable Tie Adhesive Backing
4	*12	5-2345	Cable Tie
1	13	EAL0392J07A	Pinch Point Label
1	14	EAL0392J93A	Patent Label
4	*15	1-58909A	Screw - 5/16" - 18 x 1"
4	*16	1-2541	Washer - Flat 5/16
4	*17	1-1337	Nut - ESNA 5/16 - 18

* PART NOT SHOWN

Notice: The information contained in this document is subject to change without notice. Snaon makes no warranty with regard to this material. Snaon shall not be liable for errors contained herein or for incidental consequential damages in connection with furnishings, performance, or use of this material.

This document contains proprietary information which is protected by copyright and patents. All rights are reserved. No part of this document may be photocopied, reproduced, or translated without prior written consent of Snaon.